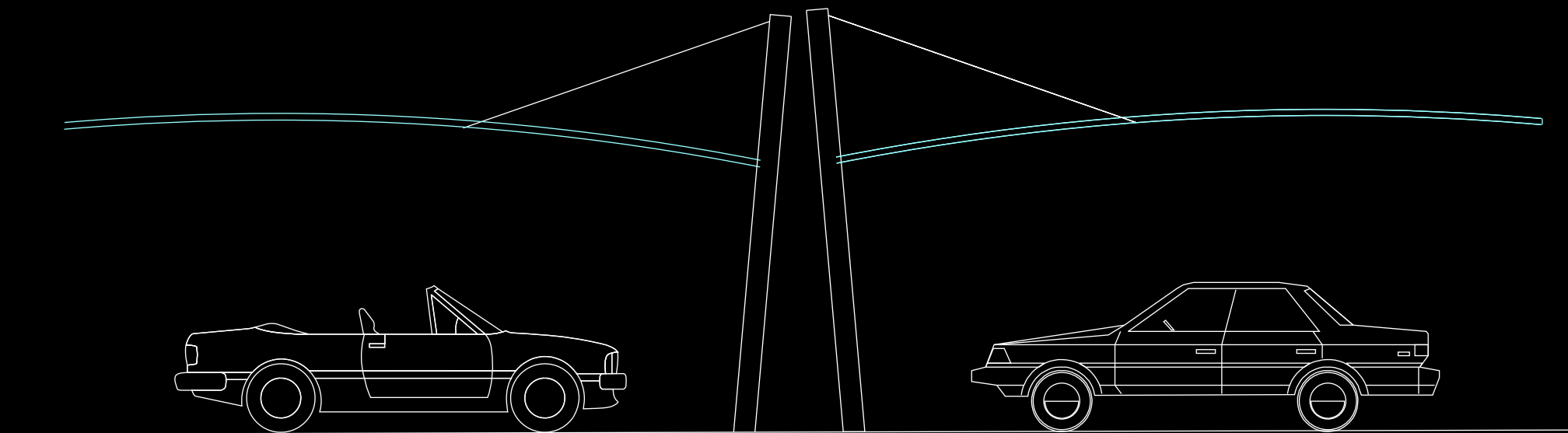


CANTILEVER ARRANGEMENT





BALANCED CANTILEVER ARRANGEMENT



SUBDUED SCALE AND FORM PRESERVES THE ESSENTIAL QUALITY OF 'OPEN SPACE'




CANTILEVER ARRANGEMENT FACILITATES VEHICLE MOVEMENT



COVERS LARGE PARKING AREAS WITH MINIMAL VISUAL INTRUSION  
MODULAR FORM SIMPLIFIES AND ORDERS THE RESULTANT APPEARANCE



IDEALLY SUITED FOR SENSITIVE URBAN CONTEXTS



SIZE: 2.5 x 6m MODULE arranged in various linear pattens

C  
A  
R  
P  
O  
R  
T  
  
S  
E  
R  
I  
E  
S

PRE ENGINEERED MODULES